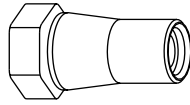


100 TAPER BORE NOZZLE 100T

100T – Specify size when ordering

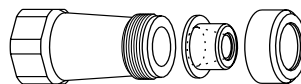
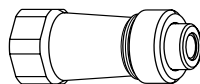


	0.50" 9309-050		0.55" 9309-055		0.60" 9309-060		0.65" 9309-065		0.70" 9309-070		0.75" 9309-075		0.80" 9309-080		0.85" 9309-085		0.90" 9309-090		1.0" 9309-100	
PSI	GPM	DIA. FT.	GPM	DIA. FT.	GPM	DIA. FT.	GPM	DIA. FT.	GPM	DIA. FT.	GPM	DIA. FT.	GPM	DIA. FT.	GPM	DIA. FT.	GPM	DIA. FT.	GPM	DIA. FT.
40	47	191	57	202	66	213	78	222	91	230	103	240	118	250	134	256	152	262	-	-
50	50	205	64	215	74	225	87	235	100	245	115	256	130	265	150	273	165	280	204	300
60	55	215	69	227	81	240	96	250	110	260	126	270	143	280	164	288	182	295	224	316
70	60	225	75	238	88	250	103	263	120	275	136	283	155	295	177	302	197	310	243	338
80	64	235	79	248	94	260	110	273	128	285	146	295	165	305	189	314	210	325	258	354
90	68	245	83	258	100	270	117	283	135	295	155	306	175	315	201	326	223	335	274	362
100	72	255	87	268	106	280	123	293	143	305	163	316	185	325	212	336	235	345	289	372
110	76	265	92	278	111	290	129	303	150	315	171	324	195	335	222	344	247	355	304	380

100 TAPER RING NOZZLE 100TR

100TR = Body + Cap + 1 Taper Ring
Specify size when ordering

COMPONENTS:
Body #9956-001 Taper Ring #9257-?? Cap #6745

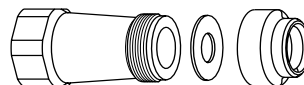
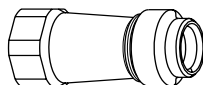


	0.64" 9257-016		0.68" 9257-017		0.72" 9257-018		0.76" 9257-019		0.80" 9257-020		0.84" 9257-021		0.88" 9257-022		0.92" 9257-023		0.96" 9257-024	
PSI	GPM	DIA. FT.	GPM	DIA. FT.	GPM	DIA. FT.	GPM	DIA. FT.	GPM	DIA. FT.	GPM	DIA. FT.	GPM	DIA. FT.	GPM	DIA. FT.	GPM	DIA. FT.
40	67	212	76	219	86	225	98	233	110	242	125	250	136	254	151	259	166	275
50	75	224	85	231	97	240	110	250	123	258	139	266	152	271	169	279	185	288
60	83	239	94	246	106	254	120	264	135	273	153	281	167	286	186	294	203	303
70	89	249	101	259	114	268	130	277	146	286	165	295	180	300	200	309	219	320
80	95	259	108	269	122	278	139	288	156	297	176	306	193	313	214	324	235	336
90	101	268	115	278	130	289	147	299	166	308	187	317	204	324	227	334	249	345
100	107	278	121	288	137	298	155	308	175	318	197	327	216	334	240	344	262	355
110	112	288	127	298	143	308	163	317	183	326	207	336	226	342	251	353	275	364

100 RING NOZZLE 100R

100R = Body + Cap + Set of 7 Rings
Specify size when ordering
Complete set of 7 rings only = #6847

COMPONENTS:
Body #9956-001 Ring #6738-?? Cap #7872



	0.71" 6738-071		0.77" 6738-077		0.81" 6738-081		0.86" 6738-086		0.89" 6738-089		0.93" 6738-093		0.96" 6738-096	
PSI	GPM	DIA. FT.	GPM	DIA. FT.	GPM	DIA. FT.	GPM	DIA. FT.	GPM	DIA. FT.	GPM	DIA. FT.	GPM	DIA. FT.
40	66	208	78	212	91	215	103	224	118	235	134	238	152	242
50	74	220	88	225	100	230	115	240	129	250	150	255	167	260
60	81	235	96	240	110	245	125	260	141	270	164	275	183	280
70	88	245	104	250	118	260	135	275	152	290	177	295	198	300
80	94	255	111	265	127	275	145	285	163	300	189	305	211	315
90	99	265	117	275	134	285	154	295	173	310	201	315	224	325
100	105	270	124	280	142	295	162	305	182	320	212	325	236	335
110	110	275	130	290	149	305	170	315	191	325	222	335	248	345

Diameters are based on 24° trajectory. Big Gun® performance data has been obtained under ideal test conditions and may be adversely affected by wind, poor hydraulic entrance conditions or other factors. Nelson Irrigation Corporation makes no representation regarding droplet condition, uniformity, or application rates.